












ALUMINIUM BAR AND GRIP HANDLES


14mm ALUMINIUM GRIP HANDLE

Code						Finish
RAH608	M4x25	32	42	21	14	Satin Silver
RAH615		128	140	21	14	
RAH609		234	294	21	14	
RAH610		284	344	21	14	
RAH611		334	394	21	14	
RAH612		384	444	21	14	
RAH613		434	494	21	14	
RAH614		484	544	21	14	



14mm ALUMINIUM BAR HANDLE

Code						Finish
RAR126	M4x40	96	156	31	14	Satin Silver
RAR127		128	188	31	14	
RAR128		160	220	31	14	
RAR129		192	252	31	14	
RAR130		234	294	31	14	
RAR131		284	344	31	14	
RAR132		334	394	31	14	
RAR133		384	444	31	14	
RAR134		434	494	31	14	
RAR135		484	544	31	14	
RAR136		2x302	664	31	14	



• Specifications and design subject to change without notice • All dimensions in millimetres (nominal)



STAINLESS STEEL BAR HANDLES AND KNOBS I



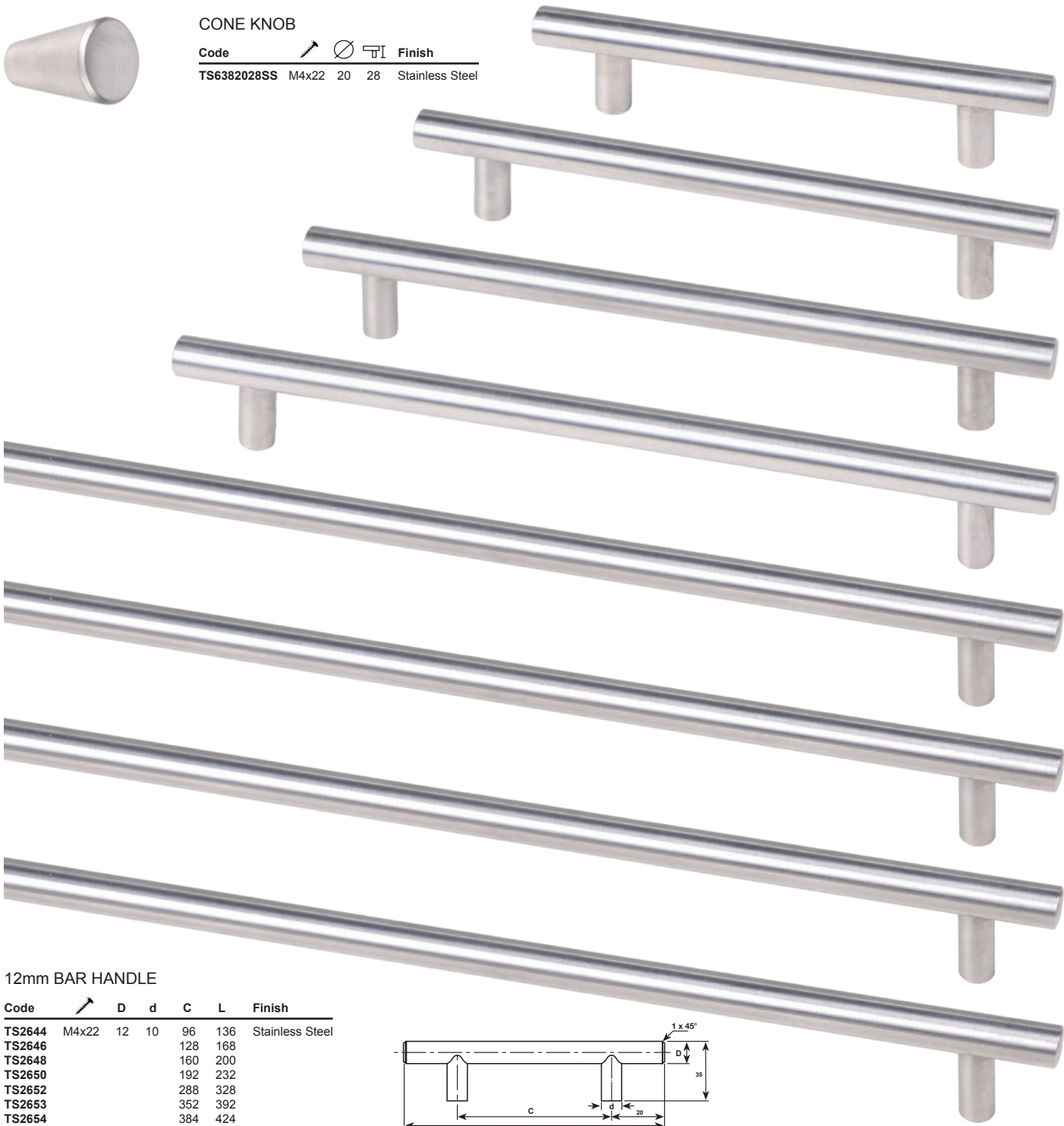
CYLINDRICAL KNOB

Code					Finish
RAK165	M4x25	20	25		Stainless Steel
RAK139		14	20		Stainless Steel



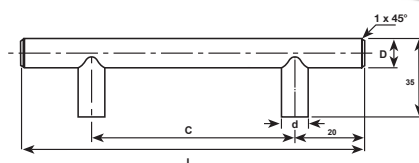
CONE KNOB

Code					Finish
TS6382028SS	M4x22	20	28		Stainless Steel



12mm BAR HANDLE

Code		D	d	C	L	Finish
TS2644	M4x22	12	10	96	136	Stainless Steel
TS2646				128	168	
TS2648				160	200	
TS2650				192	232	
TS2652				288	328	
TS2653				352	392	
TS2654				384	424	
TS2655				480	520	







• Specifications and design subject to change without notice • All dimensions in millimetres (nominal)







STAINLESS STEEL BAR HANDLES AND KNOBS II


FOCUS KNOB

Code					Finish
RAK268	M4x25	30	25		Stainless Steel




SHAKER KNOB

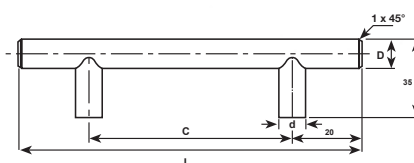
Code					Finish
RAK264	M4x25	16	24		Stainless Steel



14mm BAR HANDLE

Code		D	d	C	L	Finish
E2648SS	M4x25	14	12	160	224	Stainless Steel
E2650SS				192	256	
E2652SS				292	356	
E2653SS				342	406	
E2654SS				392	456	
E2655SS				492	556	
E2658SS				792	856	
E2659SS				1392	1456	


SPECIAL NOTE :
hole centres on these six
handles are non-standard








• Specifications and design subject to change without notice • All dimensions in millimetres (nominal)




SQUARE BAR/ ARIES BAR HANDLES








SQUARE BAR HANDLE

Code						Finish
TS18096SS	M4x22	96	110	38	15	Stainless Steel
TS18128SS		128	142			
TS18160SS		160	174			
TS18192SS		192	206			
TS18288SS		288	302			



ARIES BAR HANDLE







Code						Finish
TS790128SC	M4 x 22	128	147	37	14	Satin Chrome
TS790160SC		160	179			
TS790192SC		192	211			
TS790288SC		288	307			
TS790352SC		352	371			


• Specifications and design subject to change without notice • All dimensions in millimetres (nominal)








MILD STEEL BAR/ NEPTUNE HANDLES


NEPTUNE HANDLE

Code							Finish
TS81570SC	M4x22	32	57	27	8		Satin Chrome
TS81571SC		96	121				
TS81572SC		128	149				
TS81573SC		192	221				
TS81574SC		256	290				
TS81575SC		320	357				



MILD STEEL BAR HANDLE


Code						Finish
TS30596SC	M4x22	96	135	35	12	Satin Chrome
TS305128SC		128	167			
TS305160SC		160	199			
TS305192SC		192	231			
TS305288SC		288	327			
TS305352SC		352	391			
TS305384SC		384	423			
TS305480SC		480	519			



• Specifications and design subject to change without notice • All dimensions in millimetres (nominal)



ALUMINIUM ARCH HANDLES AND KNOBS



14mm ALUMINIUM ARCH HANDLE

Code						Finish
RAH206	M4x20	195	224	35	14	Satin Silver
RAH209		314	394	35	14	Satin Silver
RAH212		430	544	35	14	Satin Silver
RAH213		519	659	35	14	Satin Silver

Please note: Hole centres on this handle range are non-standard



ALUMINIUM HALF-ARCH HANDLE

Code						Finish
RHC122	M4x20	64	85	32	14	Satin Silver



ALUMINIUM CONICAL KNOB

Code					Finish
RAK224	M4x25	25	28		Satin Silver/ Bright Silver



ALUMINIUM CYLINDRICAL KNOB







Code					Finish
RAK164	M4x25	20	25		Satin Silver

• Specifications and design subject to change without notice • All dimensions in millimetres (nominal)









ALUMINIUM ARCH HANDLES/ D HANDLES

ALUMINIUM ARCH HANDLE

Code							Finish
TS272160MS	M4x20	160	190	33	10	10	Matt Silver
TS272128MS		128	152	30	10	10	Matt Silver









15mm ALUMINIUM OVAL ARCH HANDLE

Code							Finish
RAH321	M4x20	192	229	28	15	15	Satin Silver
RAH262		160	190	28	15	15	Satin Silver
RAH182		128	153	28	15	15	Satin Silver
RAH466		96	115	28	15	15	Satin Silver
RAH462		96	115	28	15	15	Granite



ALUMINIUM D HANDLE

Code							Finish
RAH442	M4x22	96	106	28	10	10	Satin Silver
RAH445							Granite






• Specifications and design subject to change without notice • All dimensions in millimetres (nominal)




VARIOUS SATIN CHROME ARCH HANDLES I








CRADLE HANDLE

Code						Finish
TS934128SC	M4x22	128	137	32	28	Satin Chrome








CAPRICORN HANDLE

Code						Finish
TS459128SC	M4x22	128	160	27	25	Satin Chrome
TS459096SC		96	130			








BAND HANDLE

Code						Finish
TS273128SC	M4x20	128	146	29	15	Satin Chrome
TS27396SC		96	118	32		








ARCH HANDLE






Code						Finish
TS2271SC	5/32X20	128	152	30	10	Satin Chrome

VARIOUS SATIN CHROME ARCH HANDLES II





NEW MOON HANDLE

Code						Finish
TS515128SC	M4x20	128	158	30	12	Satin Chrome
TS51596SC		96	126	24	14	Satin Chrome






ARCH HANDLE

Code						Finish
TS51364SC	M4x20	64	81	19	8	Satin Chrome






PACIFIC HANDLE

Code						Finish
TS80901SC	M4x22	96	128	26	13	Satin Chrome






TASMAN HANDLE

Code						Finish
TS91529SC	M4x20	96	139	24	14	Satin Chrome

5 RING HANDLE

Code						Finish
TS80156SC	5/32X22	96	145	25	15	Satin Chrome

CHUNKY HANDLE

Code						Finish
I1017MC	M4x22	128	164	28	20	Matt Chrome



WAVE HANDLES



FINGER GRIP HANDLE

Code						Finish
TS26932MC	M4x20	32	46	22	22	Matt Chrome



CRESCENT MOON HANDLE

Code						Finish
TS21696MC	M4x22	96	130	25	12	Matt Chrome



WAVE HANDLE

Code						Finish
I1005MC	M4x20	96	170	20	20	Matt Chrome

MINI WAVE AND GIANT WAVE HANDLES

Code						Finish
TS945SC	M4x22	32	89	25	16	Satin Chrome
TS946SC		128	274	16	20	Satin Chrome
TS946BC		128	274	16	20	Bright Chrome



• Specifications and design subject to change without notice • All dimensions in millimetres (nominal)



VARIOUS HANDLES AND CYLINDRICAL KNOBS I



CHINESE HANDLE

Code							Finish
RAH606	M4x25	96	128	28	20		Satin Silver



PANE HANDLE

Code							Finish
RAH626	M4x25	128	146	27	20		Satin Silver




COMBI RIVER HANDLE

Code							Finish
RIH180	M4x25	128	146	32	18		Matt Chrome/ Black



LOCKER HANDLE

Code							Finish
TS538SC	M4x15	32	68	9	34		Satin Chrome
TS539SC		24	34	9	34		Satin Chrome



CYLINDRICAL KNOB

Code					Finish
TS63425MS	M4x22	25	30		Matt Silver
TS63415MS		15	22		Matt Silver
TS63412MS		12	20		Matt Silver








BISHOP KNOB

Code					Finish
I2038MC	M4x22	13	24		Matt Chrome






VARIOUS HANDLES II








THIN ARCH HANDLE

Code						Finish
TS21756MC	M4x20	96	106	25	5	Matt Chrome
TS21756BN						Black Nickel






DOLPHIN HANDLE

Code						Finish
TS2442MC	M4x22	96	125	28	13	Matt Chrome
TS2442BN						Black Nickel






SQUARE ARCH HANDLE

Code						Finish
TS82696MC	M4x22	96	125	25	12	Matt Chrome

NOVA HANDLE

Code						Finish
TS3014SC	M4x20	96	128	23	10	Satin Chrome
TS3014BN						Black Nickel






S BEND HANDLE

Code						Finish
TS84296MC	M4x22	96	147	23	5	Matt Chrome
TS84264MC		64	95	23	5	Matt Chrome

VARIOUS HANDLES III








BULLDOG HANDLE

Code						Finish
TS44496MC	M4x22	96	107	30	12	Matt Chrome








SQUARE EDGE HANDLE

Code						Finish
TS0353BR	5/32x20	96	104	27	9	Brass
TS0353BN						Black Nickel








BROAD SQUARE EDGE HANDLE

Code						Finish
TS81035SC	5/32x20	96	105	23	11	Satin Chrome
TS81035BN						Black Nickel








BRASS D HANDLE

Code						Finish
TS030	M4x22	96	107	29	10	Brass



CRESCENT HANDLE

Code						Finish
TS2467MC	M4x22	96	125	24	8	Matt Chrome

• Specifications and design subject to change without notice • All dimensions in millimetres (nominal)



VARIOUS ARCH HANDLES AND KNOBS IV



TOAD KNOB

Code				Finish
TS8246BC	M4x22	36	25	Bright Chrome
TS8246SC				Satin Chrome



BOOMERANG HANDLE

Code							Finish
TS8203BC	M4x22	96	119	34	18		Bright Chrome
TS8203BN							Black Nickel
TS8203SC							Satin Chrome

SYDNEY HANDLE

Code							Finish
TS8503OT	M4x22	96	122	22	11		Oxidised Tin
TS8503BC							Bright Chrome
TS8503BN							Black Nickel
TS8503SC							Satin Chrome







DARWIN HANDLE

Code							Finish
TS81525BC	M4x20	128	163	28	23		Bright Chrome
TS81525BN							Black Nickel
TS81525SC							Satin Chrome







VARIOUS HANDLES V









PANDA HANDLE

Code							Finish
TS8315BC	M4x22	96	133	30	16		Bright Chrome
TS8315BN							Black Nickel
TS8315SC							Satin Chrome







PEACE HANDLE

Code							Finish
TS81542BC	M4x20	128	153	28	22		Bright Chrome
TS81542SC							Satin Chrome

MELBOURNE HANDLE

Code							Finish
TS87568BC	M4x22	128	141	25	18		Bright Chrome
TS87568BN							Black Nickel
TS87568SC							Satin Chrome

ROCKET HANDLE

Code							Finish
TS80867BC	M4x22	96	142	29	10		Bright Chrome
TS80867BN							Black Nickel
TS80867SC							Satin Chrome







• Specifications and design subject to change without notice • All dimensions in millimetres (nominal)



SATIN NICKEL PLASTIC HANDLES AND KNOBS









WHALEBONE HANDLE

Code							Finish
TS3196MSN	M4x20	96	127	26	8		Misty Satin Nickel









ARCH HANDLE

Code							Finish
TS3096MSN	M4x20	96	111	28	13		Misty Satin Nickel









ARCH HANDLE

Code							Finish
TS3128MSN	M4x20	128	152	30	14		Misty Satin Nickel






JUST-A-HANDLE

Code							Finish
TS2128MSN	M4x22	128	142	28	18		Misty Satin Nickel






MUSHROOM KNOB

Code				Finish
TS6328MSN	M4x22	32	28	Misty Satin Nickel



CONICAL KNOB

Code				Finish
TS6000MSN	M4x22	16	25	Misty Satin Nickel

• Please note that all the above handles are manufactured from ABS






• Specifications and design subject to change without notice • All dimensions in millimetres (nominal)






BROAD ARCH STIPPLE HANDLES AND KNOBS



BROAD ARCH STIPPLE HANDLE

Code						Finish
TS2602BR	M4x22	96	126	25	17	Brass
TS2602BC						Bright chrome
TS2602MC						Matt Chrome
TS2602BN						Black Nickel

STIPPLE KNOB






Code				Finish
TS2028BR	M4x22	34	27	Brass
TS2028MC				Matt Chrome
TS2028BN				Black Nickel

• Specifications and design subject to change without notice • All dimensions in millimetres (nominal)








ARCH HANDLES I

96mm ARCH HANDLE

Code						Finish
TS2441BR	M4x20	96	120	26	10	Brass
TS2441SC						Satin Chrome
TS2441MC						Matt Chrome
TS2441BN						Black Nickel








192mm ARCH HANDLE


Code						Finish
TS2290MC	M4x20	192	222	32	10	Matt Chrome
TS2290BN						Black Nickel



ARCH HANDLES II

10mm ALUMINIUM ARCH HANDLE

Code						Finish
RAH422	M4x20	96	116	27	10	Satin Silver
RAH425		96	116	27	10	Granite
RAH420		96	116	27	10	Black
RAH223		160	191	28	10	Gold
RAH225		160	191	28	10	Granite
RAH220		160	191	28	10	Black
RAH282		192	236	28	10	Satin Silver








• Specifications and design subject to change without notice • All dimensions in millimetres (nominal)








WHALEBONE HANDLES

64mm WHALEBONE ARCH HANDLE

Code						Finish
TS39664BR	M4x20	64	79	23	5	Brass
TS39664SC						Satin Chrome
TS39664BN						Black Nickel








96mm WHALEBONE ARCH HANDLE

Code						Finish
TS39696BR	M4x20	96	114	28	5	Brass
TS39696WH						White
TS39696SC						Satin Chrome
TS39696BN						Black Nickel



128mm WHALEBONE ARCH HANDLE

Code						Finish
TS814128SC	M4x20	128	147	23	5	Satin Chrome
TS814128BN						Black Nickel



• Specifications and design subject to change without notice • All dimensions in millimetres (nominal)



LITE HANDLES AND KNOBS



LITE WHALE BONE HANDLE

Code							Finish
TSL86128PE	M4x22	128	157	27	10		Pewter
TSL86128SC		128	157	27	10		Satin Chrome
TSL86128BN		128	157	27	10		Black Nickel
TSL86296PE		96	112	24	8		Pewter
TSL86296SC		96	112	24	8		Satin Chrome
TSL86296BN		96	112	24	8		Black Nickel



LITE MUSHROOM KNOB

Code					Finish
TSL39530AB	M4x20	30	20		Antique Brass
TSL39530PE					Pewter
TSL39530SC					Satin Chrome



LITE STIPPLE HANDLE

Code							Finish
TSL89996SC	M4x22	96	120	24	12		Satin Chrome
TSL89996BN							Black Nickel



LITE STIPPLE KNOB

Code					Finish
TSL06427SC	M4x20	27	24		Satin Chrome
TSL06427BN					Black Nickel

• Specifications and design subject to change without notice • All dimensions in millimetres (nominal)



VARIOUS HANDLES VI



D HANDLE

Code						Finish
TS2129MC	M4x22	96	106	30	10	Matt Chrome



D HANDLE

Code						Finish
TS2127MC	M4x22	160	170	30	10	Matt Chrome



BOW HANDLE

Code						Finish
TS2475BR	M4x22	128	155	32	8	Brass
TS2475BC						Bright Chrome
TS2475MC						Matt Chrome
TS2475BN						Black Nickel



VARIOUS HANDLES VII



CURVELINE HANDLE

Code							Finish
TS44096MC	M4x22	96	113	21	8		Matt Chrome
TS44096BN							Black Nickel

BRIDGE HANDLE





Code							Finish
TS28796BR	M4x22	96	118	30	8		Brass
TS28796MC							Matt Chrome
TS28796BN							Black Nickel

ELEGANT HANDLE

Code							Finish
TS439128BR	M4x20	128	157	25	5		Brass
TS439128MC							Matt Chrome
TS439128BN							Black Nickel





BRASS / CRYSTAL / PORCELAIN KNOBS

30mm BALL KNOB

Code					Finish
TS30BA	M4x22	30	38		Brass







20mm BALL KNOB

Code					Finish
TS20BACH	M4x20	20	27		Bright Chrome







25mm BALL KNOB

Code					Finish
TS25BA	M4x25	25	30		Brass







COLONIAL KNOB

Code					Finish
TS616	M4x22	40	25		Brass
TS618		30	23		Brass







CRYSTAL KNOB

Code					Finish
TS78CR	M4x16	38	38		Crystal/22k Gold





PORCELAIN KNOB

Code					Finish
TS8105	M4x22	37	32		White



KNOB BASE

Code			Finish
RSK181	28	4	Silver
RSK180			Gold






• Specifications and design subject to change without notice • All dimensions in millimetres (nominal)






BRASS / CHROME / BLACK NICKEL KNOBS

38mm MUSHROOM KNOB

Code				Finish
TS38MU	M4x22	38	35	Brass






30mm MUSHROOM KNOB

Code				Finish
TS30MU	M4x22	30	29	Brass
TS30MUCH				Bright Chrome
TS30MUMC				Matt Chrome
TS30MUBN				Black Nickel
TS30MUSC				Satin Chrome






25mm MUSHROOM KNOB

Code				Finish
TS25MU	M4x22	25	24	Brass
TS25MUCH				Bright chrome






MUSHROOM KNOB - Small Base

Code				Finish
TS20006BR	M4x22	32	22	Brass
TS20006CH				Bright Chrome
TS20006SC				Satin Chrome
TS20006BN				Black Nickel






BUTTON KNOB

Code				Finish
TS3161BR	M4x22	25	26	Brass
TS3161MC				Matt Chrome
TS3161SC				Satin Chrome



OCTAGONAL KNOB

Code				Finish
TS2197BR	M4x22	30	24	Brass
TS2197MC				Matt Chrome
TS2197BN				Black Nickel

